

LEDS C4 LIGHT FOR ALL



VENTILADORES
FANS

2019 – 20



LIGHT
FOR ALL

LEDS C4

40 años innovando para ofrecer el mejor servicio y la mejor calidad de luz.

LEDS C4 somos una empresa internacional que diseñamos y fabricamos soluciones de iluminación que se adaptan a todo tipo de proyectos en cualquier lugar del mundo.

En LEDS C4 apostamos por la funcionalidad, la practicidad y la eficacia. En nuestro día a día **respondemos, correspondemos y reaccionamos**. Frente a nuestro propio equipo de más de 330 profesionales, nuestros clientes y nuestros proyectos emplazados en más de 140 países del mundo. Y lo hacemos a través de una gran oferta de productos, con un servicio próximo, responsable y comprometido.

LEDS C4, responde con soluciones de iluminación para todos.

40 years of innovation and delivering optimum service and optimum light quality.

LEDS C4 is an international company specialising in the design and manufacture of lighting solutions which can be adapted to all project types anywhere in the world.

At LEDS C4 we focus on functionality, practicality and efficiency. As part of our daily routine **we respond, interact and react**. With the support of our team of over 330 professionals, our clients and our projects reach over 140 countries worldwide. We are committed to providing a wide range of products together with a local, responsible and dedicated service.

LEDS C4 responds with lighting solutions for all.

LIGHT
FOR ALL

— Grupo LEDS C4

LEDS C4 Group


Cuatro formas de interpretar la luz. Una misma premisa: la excelencia. El grupo LEDS C4 exporta alrededor del mundo soluciones de iluminación que se adaptan a las necesidades de cualquier proyecto, trabajando para distintos mercados y perfiles de consumidores.

Four ways of interpreting light. One premise: excellence. The LEDS C4 group exports lighting solutions around the world that adapt to the needs of any project, working for different markets and different customer profiles.

LEDS C4

Amplia gama de soluciones de iluminación técnica y decorativa, interior y exterior, con una red comercial en más de 140 países y alta capacidad para diseñar y fabricar productos a medida.

A wide range of technical and decorative, indoor and outdoor lighting solutions with a sales network in over 140 countries and the ability to design and manufacture made-to-measure products.





Grok

Diseño y singularidad confluyen para construir grandes espacios y sensaciones a través de una iluminación contemporánea.

Design and individuality converge to create great spaces and sensations through contemporary lighting.



Carandini

Soluciones de iluminación de vías públicas, instalaciones industriales y deportivas, y otras infraestructuras en Europa, América y África.

Lighting solutions for urban street lighting, industrial and sporting facilities and other types of infrastructure in Europe, America and Africa.



Forlight

Soluciones lumínicas de uso residencial y proyectos de uso no intensivo en contextos indoor y outdoor.

Lighting solutions for residential use and low-intensity projects in indoor and outdoor settings.



Garantía / Warranty

Instalación en techos con pendiente máxima de 15° /
To be installed on ceilings with 15° maximum inclination

DC MOTOR

Más del 50% de ahorro energético /
Over 50% energy saving

Mayor control de la velocidad /
Higher speed control

Mayor rapidez en los cambios /
Quicker changes

Mayor vida útil /
Longer working life

Más silencioso /
More silent

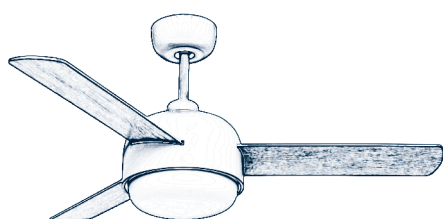
Menor peso /
Lighter weight

Cómo elegir su ventilador / How to choose your fan


Luz / Light



Con luz
With light



Sin luz
Without light



Medida / Size

S



< 15 m²



< 1000 mm

M



15 m² - 20 m²



> 1000 mm
< 1320 mm

L



20 m² - 30 m²



> 1320 mm
< 2000 mm

XL



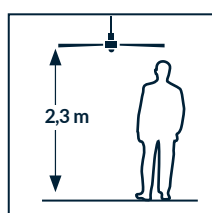
> 30 m²



> 2000 mm

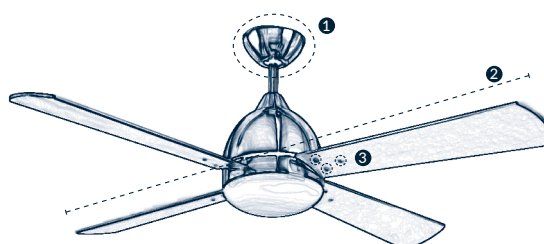
Consejos / Advices

Altura / Height



P. 60

Instalación / Installation



1 Fije correctamente el soporte y las palas.
Fix the support and the blades correctly.

2 Utilice los contrapesos en caso de balanceo.
If it is unstable, please use the counterweights.

3 Finalmente tenga en cuenta que es necesario un período de 24h de asentamiento.
It requires 24h settling period.

— Índice / Index

M



N Inca 14



N Core 18



Windy 24



Vera 36



Klar 38



Borneo 44



Lace 51



Tupai 54

XL



Handia 58

L



N Nepal 10



N Sirocco 12



N Helix 16



N Tramuntana 20



Gregal 22



Stem 26



Stem 28



Garbí 30



Tiga 32



Ceos 34



Vintage 40



Fus 41



Bahia 42



Formentera 43



Samal 45



Aukena 46



Belmont 48



Hawai 49



Phuket 50



Mogan 52



Tupai 54

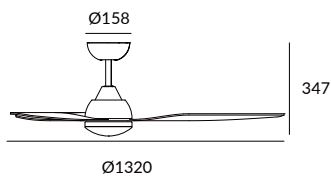



Rodas 56



□ 14



BODY MAT ST DIF MAT GLA BLADES MAT ABS AIRFLOW 7067 CFM    1    5 50000h L70 B30



LED					
K	CRI	W	lm		
3000	80	14,5	1500	30-7644 - CF - F9	
				220-240V	50-60Hz

	1	2	3	4	5
 RPM	131	142	170	187	200
W	8	11	18	24	33



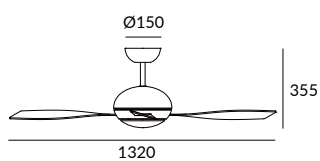


Sirocco

81





BODY MAT ST DIF MAT GLA BLADES MAT PC AIRFLOW 3800 CFM    1 36000h L70 B30    



LED EDISON						
K	CRI	W	lm			
3000	80	16	1620	30-7657 - 81 - EC		

 220-240V 50-60Hz

	1	2	3	4	5
 RPM	115	145	172	202	235
W	7,5	12,4	20,3	31,2	50



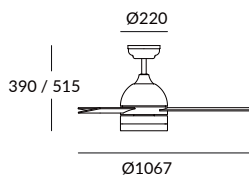



□ 14






BODY MAT ST DIF MAT GLA BLADES MAT PLY AIRFLOW 4000 CFM  1  36000h L70 B30      

*Disponibile a partir de 06/2019
*Available from 06/2019



LED			
K	CRI	W	lm
3000K	80	18	1530
30-7719 - 14 - F9			
 220-240V 50-60Hz			

	1	2	3
 RPM	167	210	220
W	25	41	49

Reversibles / Reversible 
Blanco / white - madera clara / light wood





Helix

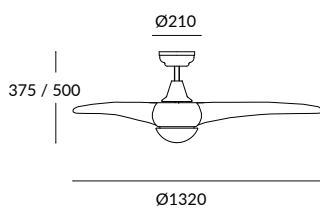
14


46




BODY MAT ST DIF MAT GLA BLADES MAT ACR AIRFLOW 4500 CFM    36000h L70 B30     

*Disponibile a partir de 06/2019
*Available from 06/2019



LED				
K	CRI	W	lm	
3000	80	6	540	30-7720 - 14 - F9 46 - F9
 220-240V 50-60Hz				

	1	2	3	4	5
 RPM	99	132	156	175	204
W	4	8	14	21	36



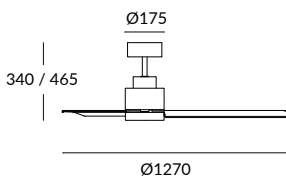

Core  

14



BODY MAT ST DIF MAT ACR BLADES MAT ABS AIRFLOW 4000 CFM   DC motor 50000h L70 B30      



*Disponibile a partir de 06/2019
*Available from 06/2019



LED			
K	CRI	W	lm
2700	80	9	1100

30-7722 - 14 - F9

 220-240V 50-60Hz

	1	2	3	4	5
 RPM	110	132	169	200	220
W	4	6	12	19	25



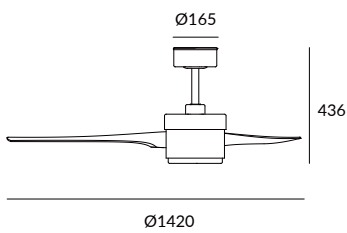


Tramuntana N

□ 14



BODY MAT ST/GLA BLADES MAT ACR AIRFLOW 4000 CFM Ⓡ Ⓢ IP44 DC MOTOR 1 36000h L70 B30



LED				
K	CRI	W	lm	
3000	80	18,8	2040	30-7643 - 14 - F9

110-240V 50-60Hz

	1	2	3	4	5
RPM	95	120	144	165	200
W	8,5	13,4	21,1	31,8	50,2



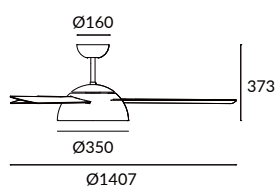


Gregal


60





BODY MAT ST DIF MAT GLA BLADES MAT ACR AIRFLOW 6102 CFM         



LED				
K	CRI	W	lm	
3000	80	25,8	4010	30-6489 - 60 - F9

 120-240V 50-60Hz

	1	2	3	4	5
 RPM	92	132	162	196	220
W	6	10	15	24	35

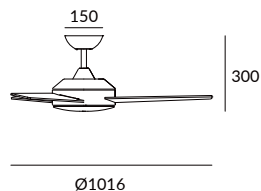


Windy

CF




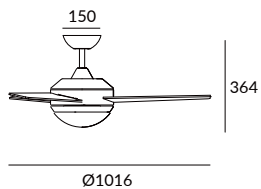
BODY MAT ST DIF MAT GLA BLADES MAT PLY AIRFLOW 3776 CFM    1    3    



30-6141 - CF - CF

220-240V 50Hz

	1	2	3
			
RPM	85	145	225
W	6	16	43




E27 Hal - Fluo - Led / max. L 130mm Ø 45mm

W

2x40 max.

30-6140 - CF - F9

220-240V 50Hz

	1	2	3
			
RPM	85	145	225
W	6	16	43

Reversibles / Reversible

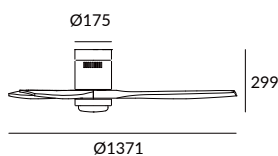




Stem





BODY MAT ST DIF MAT GLA BLADES MAT WOOD AIRFLOW 6162 CFM   1     5  



LED						
K	CRI	W	lm			
3000	80	15	3150	30-6145	- 81	- 92 93

 230V 50-60Hz

	1	2	3	4	5
	75	115	150	175	200
W	3	7	15	23	36



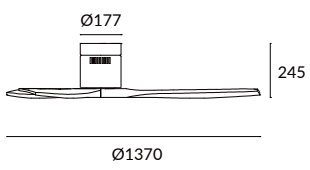
Stem

92



93



BODY MAT ST BLADES MAT WOOD AIRFLOW 6162 CFM   1    5  



30-5377 - 81 - 92
93
 110-240V 50-60Hz

	1	2	3	4	5
					
 RPM	75	115	150	175	200
W	3	7	15	23	36

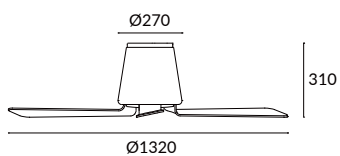


Garbí

□ 14





BODY MAT ST DIF MAT GLA BLADES MAT ACR AIRFLOW 6173 CFM   IP44  1      



LED


K	CRI	W	lm	
3000	80	18,8	2041	30-5378 - 14 - F9

 110-240V 50-60Hz

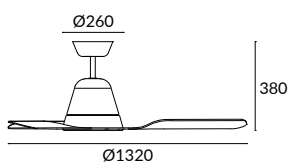
	1	2	3	4	5
 RPM	110	138	165	193	221
W	4,1	5,8	11,2	18,5	30









Tiga





BODY MAT ST DIF MAT ACR BLADES MAT ACR AIRFLOW 5161 CFM       P. 60   



LED									
K	CRI	W	lm		CF-M1	CF-M1	CF-M1	CF-M1	CF-M1
3000	80	18,9	2041	30-3249 + 71-4867	+	+	+	+	+
					CV-CV	11-11	13-13	24-24	

 230V 50Hz

	1	2	3
 RPM	80	145	195
W	9	28	58



No incluido / Not included



71-1844-CF-CF 460 mm.
71-1843-CF-CF 304 mm.

P. 60

Kit opcional / Optional Kit



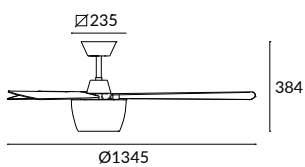


Ceos

CF






BODY MAT ST DIF MAT ACR BLADES MAT ACR AIRFLOW 6207 CFM       P. 60    



LED

K	CRI	W	lm	
3000	80	11,4	1400	30-3250 - CF - M1

 230V 50Hz

	1	2	3
			
 RPM	80	145	195
W	9	28	58

No incluido / Not included



71-1844-CF-CF 460 mm.
71-1843-CF-CF 304 mm.

P. 60



Vera

CF

J7



BODY MAT ST

DIF MAT GLA

BLADES MAT ABS

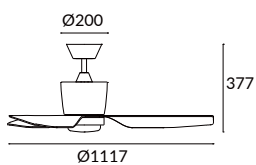
AIRFLOW 4579 CFM



1






P. 60



LED

K	CRI	W	lm	
2700	80	15	1440	30-5681 - CF - F9 J7 - F9

 220-240V 50Hz

	1	2	3
			
 RPM	85	135	170
W	12	25	43

No incluido / Not included



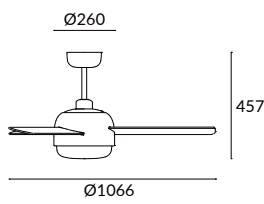
71-1844-CF-CF	460 mm.
71-1843-CF-CF	304 mm.



Klar



BODY MAT ST DIF MAT GLA BLADES MAT DM AIRFLOW 2902 CFM P. 60



E-27 Hal - Fluo - Led / max. L 140mm Ø 45mm

W			
2 x 40 max.	30-4864	16	F9
		J7	F9
		230V	50Hz

	1	2	3
RPM	100	145	195
W	11	23	42

Reversibles / Reversible





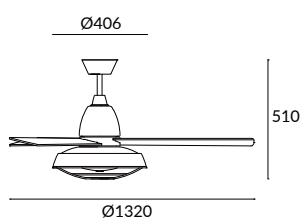
Vintage



CG



BODY MAT ST DIF MAT GLA BLADES MAT PLY AIRFLOW 4545 CFM Ⓜ Ⓟ 1 P. 60



E-27 Hal - Fluo - Led / max. L 140mm Ø 60mm

W

2 x 60 max. **30-3248 - CG - E9**

230V 50Hz

	1	2	3
RPM	80	135	180
W	10	26	48

Reversibles / Reversible

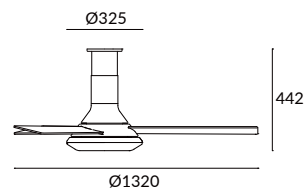


Fus

■ N3






BODY MAT ST DIF MAT GLA BLADES MAT PLY AIRFLOW 3821 CFM   1    P. 60  3    



LED

K	CRI	W	lm	
3000	80	16,6	1800	30-4865 - N3 - F9 

 230V 50Hz

	1	2	3
 RPM	75	135	185
W	11	23	42

Reversibles / Reversible 

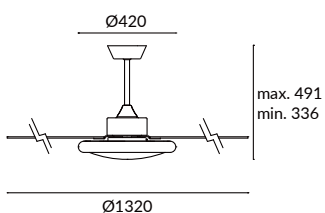



Bahia

CF 81





BODY MAT ST DIF MAT ACR BLADES MAT PLY AIRFLOW 5623 CFM         



LED SAMSUNG					
K	CRI	W	lm		
3000	80	24,4	3457	30-5676 - CF 81 - M1	

 230V 50 Hz

	1	2	3
			
 RPM	81	143	193
W	12	33	63

Reversibles / Reversible 



No incluido / Not included




71-1844-CF-CF 460 mm.
71-1843-CF-CF 304 mm.

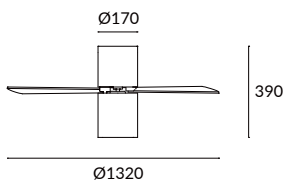


71-1844-81-81 460 mm.
71-1843-81-81 304 mm.

Formentera





BODY MAT AL DIF MAT ACR BLADES MAT PLY AIRFLOW 5491 CFM   1      



E-27 Hal - Fluo - Led / max. L 140mm Ø 56 mm

W	
23 max.	30-4393 - N3 - CF - M1

 230V 50Hz

	1	2	3
 RPM	100	150	200
W	19	36	66

Reversibles / Reversible 



No incluido / Not included

Kit de luz opcional / Optional lighting kit



AR-111 GU10 Led / max. L 104mm Ø 111mm

W	
23 max.	71-4393 - N3 - CF - N3 - CF



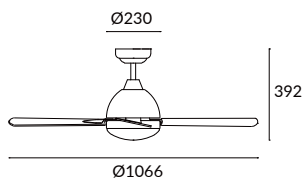
Borneo



BODY MAT ST DIF MAT GLA BLADES MAT DM AIRFLOW 3235 CFM      P. 60   




Reversibles / Reversible 



E-27 Hal - Fluo - Led / max. L 140mm Ø 45mm

W	
2 x 60 max.	30-4399 - 14 81 E4 - F9 J7
	230V 50Hz

	1	2	3
RPM	100	145	185
W	12	21	40

No incluido / Not included



71-1844-CF-CF 460 mm.
71-1843-CF-CF 304 mm.



71-1844-81-81 460 mm.
71-1843-81-81 304 mm.

P. 60



Samal

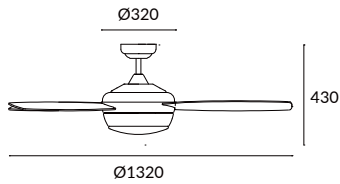


□ 14

■ 81



BODY MAT ST DIF MAT GLA BLADES MAT PLY AIRFLOW 6451 CFM ⚡ 1 ⚠ 📶 📺 P. 60 🌀 3 ❄️ 🏠 🔊 🛠️



E-27 Hal - Fluo - Led / max. L 145mm Ø 56mm

W

2 x 40 max. **30-0068 - 14 - 81 - F9**

230V 50 Hz

	1	2	3
RPM	94	147	220
W	12	27	72

Reversibles / Reversible



No incluido / Not included



71-1844-CF-CF 460 mm.
71-1843-CF-CF 304 mm.



71-1844-81-81 460 mm.
71-1843-81-81 304 mm.

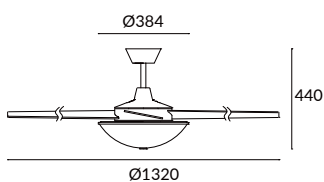
P. 60

Aukena

81



BODY MAT ST DIF MAT GLA BLADES MAT PLY AIRFLOW 4450 CFM   1    P. 60     





E-27 Hal - Fluo - Led max. L 140 mm Ø 60mm

W

2 x 60 max. **30-1965 - 81 - E9** 

230V 50Hz

	1	2	3
 RPM	90	140	185
W	12	27	55

No incluido / Not included



71-1844-81-81 460 mm.
71-1843-81-81 304 mm.

P. 60

Reversibles / Reversible 



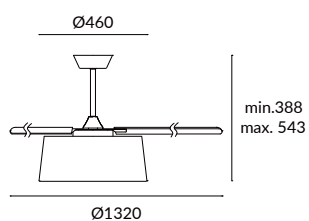


Belmont

81 1PAN-20 PAN-14



BODY MAT ST DIF MAT ACR SHADE MAT COT BLADES MAT PLY    1      





E-27 Hal - Fluo - Led / max. L 175mm Ø 56mm

W

3 x 60 max. **30-4357 - 81 - 82**  - **PAN-146-20**
- **PAN-226-14**

230V 50Hz

	1	2	3
			
 RPM	80	140	190
W	19	35	50

No incluido / Not included



71-1844-81-81 460 mm.
71-1843-81-81 304 mm.

P. 60

Reversibles / Reversible 

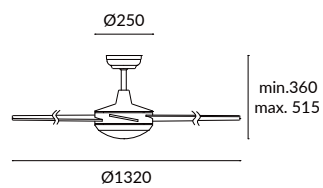


Hawai


81





BODY MAT AL DIF MAT GLA BLADES MAT PLY AIRFLOW 5889 CFM        



R7s Hal Included

W
100 max. **30-2854 - 81 - F9** 

230V 50Hz

	1	2	3
 RPM	130	180	220
W	22	39	66



No incluido / Not included



71-1844-81-81 460 mm.
71-1843-81-81 304 mm.

P. 60

Reversibles / Reversible 



Phuket

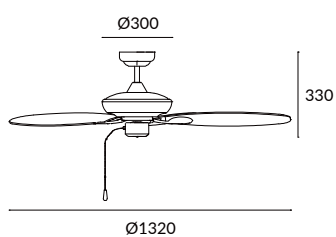


J7

16



BODY MAT ST DIF MAT GLA BLADES MAT ABS AIRFLOW 5020 CFM IP23 1 P. 60 3 3 3



30-4398 - J7 - J7
16 - 16

230V 50Hz

	1	2	3
RPM	80	120	175
W	14	28	56

Símil ratán / Similar to rattan



No incluido / Not included

Kit de luz opcional / Optional lighting kit

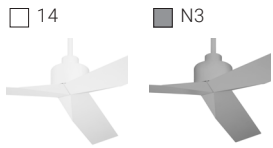
E-27 Hal - Fluo - Led / max. L 140mm Ø 60mm

W

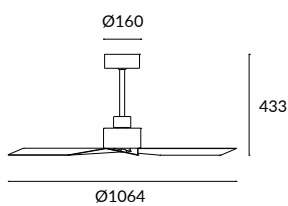
2 x 60 max. 71-4398 - J7 - F9
16 - F9





Lace



BODY MAT ST
BLADES MAT ST
AIRFLOW 5491 CFM
®
⊕
DC MOTOR
📦 1
📶
5
🏠
🏠
🔊



30-5679 - 14 - 14					
- N3 - N3 					
100-240V 50-60Hz					
	1	2	3	4	5
RPM	136	180	206	236	266
W	3,8	6,5	9,2	13,5	22,6

No incluido / Not included



71-1844-CF-CF	460 mm.
71-1843-CF-CF	304 mm.

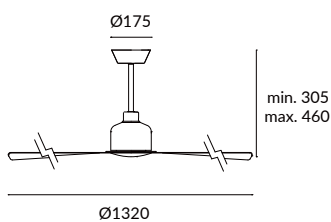
P. 60



CF





BODY MAT ST BLADES MAT ST AIRFLOW 6038 CFM    1   P. 60  3    



30-4356 - CF - CF

230V 50Hz

	1	2	3
			
 RPM	140	200	230
W	20	35	50

Reversibles / Reversible 



No incluido / Not included



71-1844-CF-CF 460 mm.
71-1843-CF-CF 304 mm.

P. 60

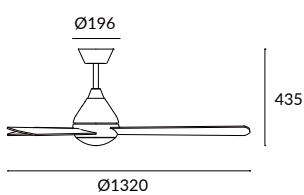



Tupai

CF 81





BODY MAT ST BLADES MAT PLY    1     

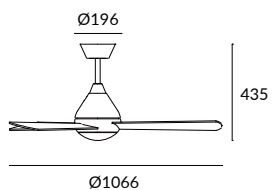


30-4863 - CF - CF
81 - 81

110-240V 50-60Hz

AIRFLOW 5775 CFM



	1	2	3	4	5
					
 RPM	74	112	155	190	218
W	3	6	13	22	35



30-4866 - CF - CF
81 - 81 

110-240V 50-60Hz

AIRFLOW 4513 CFM

	1	2	3	4	5
					
 RPM	108	159	209	263	306
W	4	6	12	23	36


Reversibles / Reversible 





Rodas

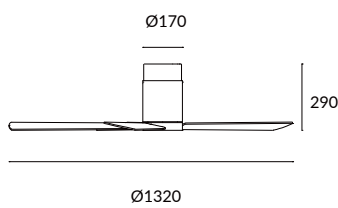
CF N3





BODY MAT AL BLADES MAT PLY AIRFLOW 5303 CFM    1   P. 60     



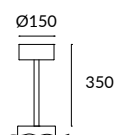
Reversibles / Reversible 



30-1964 - CF - CF			
N3 - N3			
220V 50Hz			
	1	2	3
	90	135	180
W	16	26	53



No incluido / Not included



Opcional / Optional

71-1964 - CF - CF
N3 - N3

 10

Discos de color incluidos /
Colour disks included





Handia

DB



BODY MAT ST

BLADES MAT AL

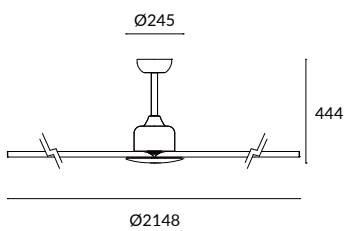

AIRFLOW 14500 CFM



DC



MOTOR

1



30-5638 - DB - DB

220-240V 50Hz

	1	2	3	4	5	6
 RPM	30	41	52	63	74	88
W	4	7	9	11	20	35





Accesorios | Accessories

Barras / Bars



mm			
304	71-1843	81 CF	81 CF
460	71-1844	81 CF	81 CF

✘ 10

Controlador de pared (3 velocidades) / Wall Control (3 speeds)



71-4933 - 00 - 00*

Ⓢ ✘ 40

* Compatible con todos los modelos, excepto aquellos con motor DC / Compatible with all models, except for those with CD engine

Controlador de pared (3 velocidades y encendido/apagado de la luz) / Wall Control (3 speeds and light on/off)



71-4932 - 00 - 00*

Ⓢ ✘ 40

* Compatible con todos los modelos, excepto aquellos con motor DC / Compatible with all models, except for those with CD engine











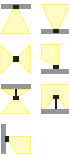










Mando a distancia / Remote control

71-6054 - 00 - 00*

Ⓢ ✘ 40

* Compatible con todos los modelos, excepto aquellos con motor DC / Compatible with all models, except for those with CD engine


Simbología | Symbols

	Clase I	Class I
	Clase II	Class II
	Clase III	Class III
IPXX	Sistema de codificación para indicar el grado de protección proporcionado por un envoltorio contra la entrada de elementos sólidos y líquidos	A coding system that shows the degree of protection that a casing provides against the penetration of solid objects or dust and liquids
	Equipo no incluido	Gear not included
	Equipo incluido	Equipment included
 XX	Unidades de embalaje	Items per box
P. xxx	Ver página xxx	See page xxx
	Modelos registrados	Registered models
Real Im	Flujo nominal bajo condiciones reales de trabajo (Tj=85°)	Design flow under real working conditions (Ti=85°)
 	Tensión de entrada	Supply voltage
	Interruptor de cuerda	Pull cord switch
	Dirección del halo de luz	Halo light direction
	Mando a distancia	Remote control
	Mando a distancia no incluido	Remote control not included
	Mando de pared compatible, no incluido	Compatible wall control, not included
	Velocidades	Speeds
	Motor de corriente contlnua	Direct current motor.
	Revoluciones por minuto	Revolutions per minute
	Silencioso	Quiet
	Función inversa	Reverse function
	Palas reversibles	Reversible blades
	Consultar disponibilidad	Check availability

Materiales | Materials

ABS	PLÁSTICO ABS	ABS PLASTIC
ACR	ACRÍLICO	ACRYLIC
AL	ALUMINIO	ALUMINIUM
DM	DM (TABLERO DE FIBRA DE DENSIDAD MEDIA)	MDF (MEDIUM DENSITY FIBREBOARD)
COT	ALGODÓN	COTTON
GLA	CRISTAL	GLASS
PLY	CONTRACHAPADO	PLYWOOD
ST	ACERO	STEEL
WOOD	MADERA	WOOD
BODY MAT	MATERIAL CUERPO	BODY MATERIAL
DIF MAT	MATERIAL DIFUSOR	DIFFUSER MATERIAL
SHADE MAT	MATERIAL PANTALLA	SHADE MATERIAL
BLADES MAT	MATERIAL PALAS	BLADES MATERIAL
AIRFLOW XXX CFM	FLUJO DE AIRE	AIR FLOW

Acabados | Finishes

	05/60	NEGRO	BLACK
	11	AZUL	BLUE
	13	MAGENTA	MAGENTA
	14 / BL	BLANCO	WHITE
	16	BLANCO ANTIGUO	OLD WHITE
	20	BEIGE	BEIGE
	24	AMARILLO	YELLOW
	34/ GR N3/ AJ	GRIS	GREY
	93	MADERA CLARA	LIGHT WOOD
	81 NS	NÍQUEL SATINADO	SATIN NICKEL
	CF	BLANCO BRILLANTE	BRIGHT WHITE
	E4	PATINÉ	ANTIQUE BRASS
	J7	MARRÓN COBRIZO	COPPER BROWN
	46	MARRÓN	BROWN

Índice / Index

Referencia Reference	Pág Page
30-0068-XX-XX	45
30-1964-XX-XX	56
30-1965-XX-XX	46
30-2854-XX-XX	49
30-3248-XX-XX	40
30-3249-XX-XX	32
30-3250-XX-XX	34
30-4356-XX-XX	52
30-4357-XX-XX	48
30-4393-XX-XX	43
30-4398-XX-XX	50
30-4399-XX-XX	44
30-4863-XX-XX	54
30-4864-XX-XX	38
30-4865-XX-XX	41
30-4866-XX-XX	54
30-5377-XX-XX	28
30-5378-XX-XX	30
30-5638-XX-XX	58
30-5676-XX-XX	42
30-5679-XX-XX	51
30-5681-XX-XX	36
30-6140-XX-XX	24
30-6141-XX-XX	24
30-6145-XX-XX	26
30-6489-XX-XX	22
30-7643-XX-XX	20
30-7644-XX-XX	10
30-7657-XX-XX	12
30-7719-XX-XX	14
30-7720-XX-XX	16
30-7722-XX-XX	18
71-1843-XX-XX	60, 42, 44, 45, 46, 48, 49, 32, 34, 36, 42, 44, 45, 51, 52
71-1844-XX-XX	60, 42, 44, 45, 46, 48, 49, 32, 34, 36, 42, 44, 45, 51, 52
71-1964-XX-XX	56
71-4393-XX-XX	43
71-4398-XX-XX	50
71-4867-XX-XX	32
71-4932-XX-XX	60
71-4933-XX-XX	60
71-6054-XX-XX	60
PAN-146-20	48
PAN-226-14	48



LIGHT
FOR ALL

LEDSC4 S.A.
Afores s/n 25750 Torà
Lleida – Spain
+34 973 468 100
leds-c4.com